

Ruijie | **睿易 REYEE**

RG-EW1200G PRO

Connect to seamless Wi-Fi

- Reyee Mesh Technology

- 1300M 11AC Wave2

Gigabit wireless

- covered throughout

all types of home

01-09-2020

MJ_Mu@ruijienetworks.com

www.ruijienetworks.com



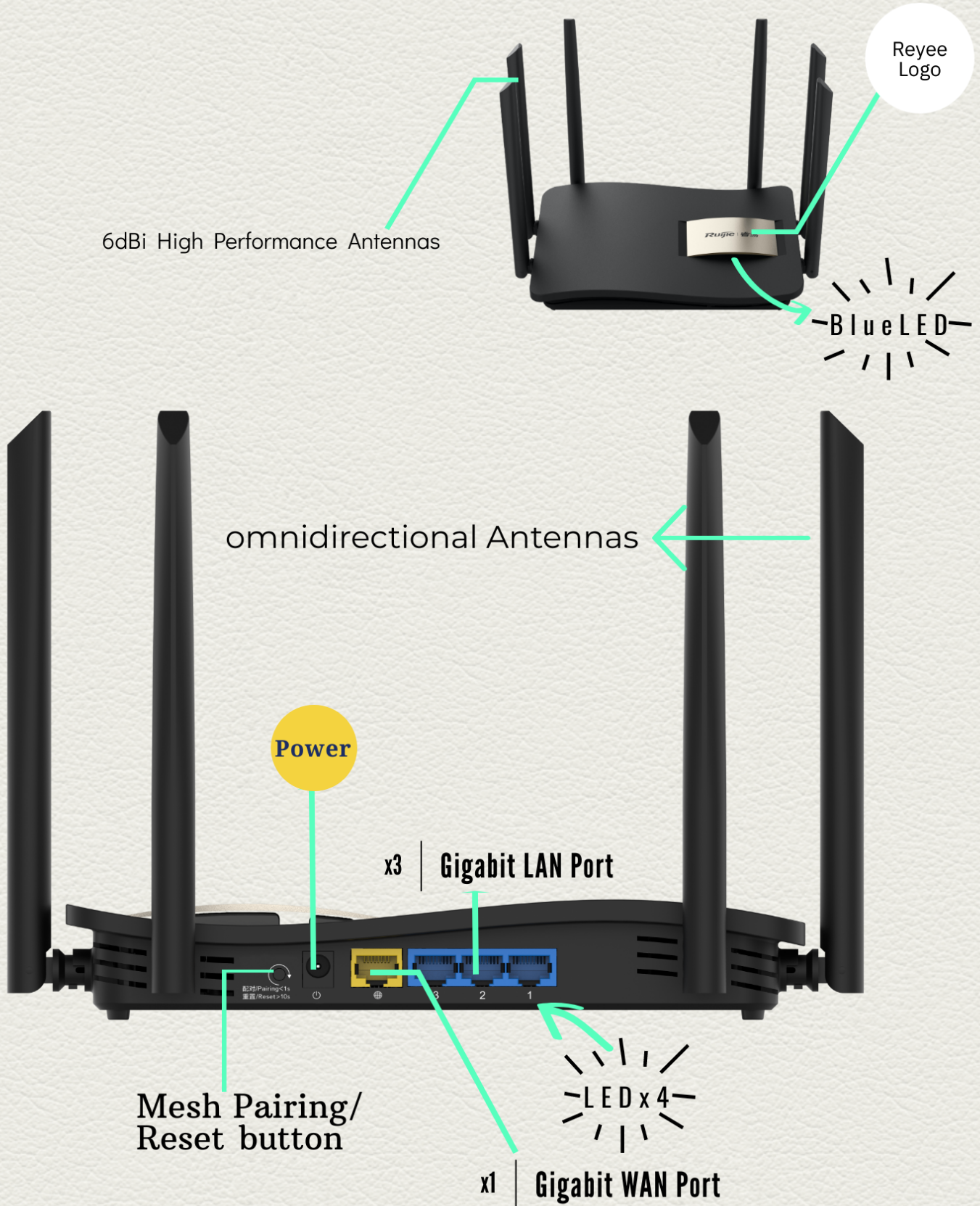


PRODUCT OVERVIEWS


Ruijie Reyee RG-EW1200G PRO is a Gigabit dual-band wireless consumer router designed for all types of home and other SOHO scenarios. It comes with the next generation Wi-Fi standard 802.11ac Wave 2 boosting up to 1267Mbps, which enables stable 4K streaming and online gaming. With built-in high-power amplifiers and multiple external antennas, additionally, with MU-MIMO technology and Beamforming technology, RG-EW1200G PRO brings optimized WiFi coverage throughout all types of houses.

RG-EW1200G PRO also equipped with Ruijie Cloud App to support comprehensive ways of smart management and remote operations.

PRODUCT OVERLOOK

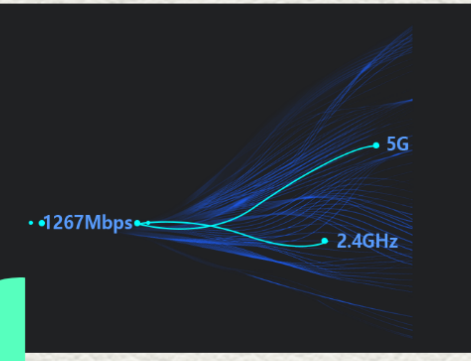


HIGH-PERFORMANCE GIGABIT ROUTER



The device supports 4 Gigabit Ethernet ports and wireless access rate of up to 1267M. The powerful dual-core hyper-threading CPU, combined with the hardware NAT feature, performs high-speed data forwarding and maximizes the broadband performance. For a gigabit broadband speed test of the wired network port, after deducting the basic network overhead, the measured network speed can reach more than 980M.


DUAL-BAND INTEGRATION OFFERING LOW INTERFERENCE AND FAST INTERNET SPEED



Affected by the actual application environment, the 2.4GHz frequency band has high interference and the testing speed is usually only 40 to 50M, which is unlikely to reach 100M. RG-EW1200G PRO provides both 2.4GHz and 5GHz wireless frequency bands at the same time. The 2.4GHz frequency band offers good penetration, long transmission and wide coverage, providing good basic signal coverage. The 5GHz frequency band features low interference, high speed, and low latency, providing better experience when watching HD videos and playing online games. The SSIDs of 2.4GHz and 5GHz can be set separately, or the two can be combined into one, offering dual-band concurrent access, 5G priority and smart identification, which provides better Internet experience.


OPTIMIZED 2.4G TO RAISE BEYOND THE LIMITS

In view of the widespread adoption of smart terminals such as smart homes and wireless cameras, the device has applied the Wi-Fi 5 chip for Wi-Fi 4 device access to increase the maximum access rate of the 2.4GHz band from 300Mbps to 400Mbps, and provide a higher limit for the number of smart terminal connections. An independent Wi-Fi signal for smart home can be set up for secure and reliable connection.



MU-MIMO OFFERS HIGHER TRANSMISSION EFFICIENCY

The device supports 802.11ac Wave2 MU-MIMO (multi-user, multiple-input, multiple-output), changing the previous inefficient transmission method in which only one terminal can occupy the channel at a time. MU-MIMO allows the device to transmit data to multiple terminals concurrently. Multi-terminal concurrent transmission is no longer in competitive mode, which improves the multi-user experience by 50% and offers extremely fast Internet access for all users.



PROFESSIONAL RF DESIGN MULTIPLES THE COVERAGE DISTANCE

The quad-stream independent FEM design ensures that the LNA amplifies the received signal power during signal transmission to effectively improve the receiving sensitivity and to a certain extent reduce the problems caused by the unbalanced power between the router and the Wi-Fi terminal, such as false signal and terminal signal unable to transmit back to the router. In addition, the external omnidirectional antennas also further ensure Wi-Fi signal coverage.

EXCLUSIVE : Reyee Mesh

Reyee Mesh ENABLES ZERO-CONFIGURATION NETWORKING FOR MULTIPLE DEVICES

Reyee Mesh is a networking technology self-developed by Ruijie for multiple wireless routers, which supports plug-in pairing and one-key pairing. Without pre-configuration, you can complete the pairing of multiple devices, additional equipment installation, and coverage optimization with zero thresholds. Multiple wireless routers connected by Reyee Mesh Technology can intelligently identify the connection status and automatically switch between wireless relay and wired relay modes to improve network reliability.

Reyee Mesh OFFERS SEAMLESS ROAMING WITHOUT DISCONNECTION

Reyee Mesh Technology supports wired or wireless networking of multiple devices. The RF adjustment algorithm applied to millions of Ruijie enterprise-grade APs can provide seamless roaming between the equipment and fast switching between 2.4GHz and 5GHz. When users walk around under the Wi-Fi signal coverage, the optimal frequency band selection and network switching will be automatically performed without service interruption.



WiFi acceleration mode

The Xpress mode improves the anti-interference of the device and the wireless channel efficiency under high-interference environment, thereby reducing game delays and putting you one step ahead of other players.

Temporary Authorization

Users can use Ruijie Cloud App for smart network inspection to determine the current network failures. Users also can temporarily grant network authorization to technical specialist who can conduct remote-diagnosis through various technical tools such as Ruijie Cloud app and MACC cloud platform, to avoid unnecessary on-site services.

Heat Dissipation Design

The CPU uses metal sheet for heat dissipation, offering heat dissipation coefficient close to $200W/m^2K$, which is 20 times than the traditional ceramic heat-sinks. With an excellent aerodynamic heat dissipation structure design, the internal temperature greatly reduced.

Parent Control

Users can control the Internet access authority of the specified terminal through the Ruijie Cloud App and set rules to limit the online duration of the specified terminal.

Mix & Match

The device can be deployed with Ruijie Reyee enterprise-grade gateway and AP for hybrid deployment, unified management, unified configuration, and seamless roaming.

OTHER POINTS



Hardware Specification

Wireless specifications	2.4GHz 2*2: maximum rate 400Mbps; 5GHz 2*2: maximum rate 867Mbps
	Antenna: External 6dBi non-removable omnidirectional antennas
	Support 802.11a/b/g/n/ac/ac Wave2, MU-MIMO
	Frequency band: Independent 2.4GHz and 5GHz modules, supporting dual frequency integration
	Support beamforming
	Wi-Fi channel:
	2.4GHz Channel : 1,2,3,4,5,6,7,8,9,10,11,12,13 5GHz Channel : 36,40,44,48,149,153,157,161,165
Ports	1 10/100/1000M WAN port (Auto MDI/MDIX)
	3 10/100/1000M LAN ports (Auto MDI/MDIX)
	1 blue system LED indicator, 4 network port LED indicators
	1 device pairing/factory reset button
	1 power input interface
Physical specifications	Dimensions : 220x140x36mm (WxDxH, excluding antennas)
	Weight : 0.98kg (entire equipment including packaging)
Power supply	Power specification: DC12V 1.5A
	Maximum power: <14W
Certification	CCC , SRRC
Operating environment	Operating temperature: 0-45°C
	Storage temperature: -40-70°C
	Operating humidity: 5%-95%RH (non-condensing)
	Storage humidity: 5%-95%RH (non-condensing)

Software Specification


Main features	<p>Routing mode: PPPoE / DHCP / static IP; relay mode: wired relay / wireless relay</p> <p>Obtain PPPoE account from the old router</p> <p>Wi-Fi dual-band separation/ integration</p> <p>Guest Wi-Fi; smart home Wi-Fi; wireless network isolation</p> <p>Static DHCP address</p> <p>Virtual server: port mapping, DMZ, etc.</p> <p>DDNS: Oray</p> <p>UPnP</p>
Network security	<p>Wireless security: WPA-PSK/WPA2-PSK encryption</p> <p>ARP protection: IP/MAC binding</p> <p>SSID hiding</p> <p>Preventing rogue devices (Blacklist/whitelist)</p> <p>Internet access control</p>
Advanced features	<p><u>Reyee</u> Mesh: Supports zero-configuration networking of multiple devices, and supports automatic switching between wired and wireless networking for multiple devices</p> <p>Wi-Fi optimization: Wi-Fi roaming, 5G priority, acceleration mode, channel adjustment, power adjustment, roaming sensitivity adjustment</p> <p>Bandwidth management: hardware NAT, intelligent bandwidth allocation</p> <p>Auto network inspection, fault diagnosis</p> <p>Software upgrade: Automatic & manual cloud software upgrade</p>
Management mode	<p>Local web page</p> <p>Cloud management: MACC cloud platform</p> <p><u>Ruijie</u> Cloud app: iOS version, Android version</p>

Typical Application



RG-EW1200G PRO is an ideal choice for wireless network deployment in multi-story house, villas, small shops, and SOHO. RG-EW1200G PRO can realize flexible networking and seamless roaming for multiple devices via the Easy-Link Technology*, providing stable and high-speed wireless experience.

* RG-EW1200G PRO can easily Mix & Match with other Reyee home WiFi Routers via Easy-link Technology



Ordering Information

Model	Description
RG-EW1200G PRO	1300M dual-band Gigabit wireless home router (enhanced edition), enterprise-grade chip, Gigabit broadband access, dual-core hyper-threading CPU, support hardware NAT, wireless: dual-band 1267Mbps, wired: 4 Gigabit Ethernet ports including 1WAN+3LAN, 802.11ac Wave2, exclusive Reyee Mesh networking technology for multi-device, support Wi-Fi seamless roaming, equipped with intelligent hardware NAT forwarding technology, management via Ruijie Cloud App on mobile phones



Ruijie Networks



Ruijie Partner Group